
2002 KENTUCKY HIGH SCHOOL ATHLETIC ASSOCIATION
BOYS' SWEET SIXTEEN® STATE BASKETBALL TOURNAMENT

March 13-16 • Rupp Arena • Lexington



Wednesday, March 13

Session 2 - Game 1

Christian County Colonels

vs.

Male Bulldogs

FINAL GAME STATS



IT'S SHOWTIME!

2002 KHSAA BOYS' SWEET 16 - Game Box Score

Christian County Colonels vs. Male Bulldogs

Date: 03/13/2002 Time: 7:00 pm Site: Rupp Arena-Lexington, KY Attendance: Unknown

Visitors: Male Bulldogs															
##	Name	P	FG	3 Pt	FT	PTS	ORB	DRB	TR	PF	AST	TO	BS	ST	MIN
3	Matt Stanley		0/0	0/0	0/0	0	0	0	0	0	0	0	0	0	DNP
10	* Adam Burks	G	3/9	0/5	3/4	9	1	1	2	1	1	2	0	0	21:56
11	* Johnny Mathies	G	2/6	0/1	11/11	15	1	5	6	1	3	8	0	1	28:07
21	Alex Gravelle		0/0	0/0	0/0	0	0	0	0	0	0	0	0	0	DNP
22	Nick Theilen		0/0	0/0	0/0	0	0	0	0	0	0	0	0	0	DNP
23	Stephen McKinney		1/4	0/0	0/0	2	0	1	1	0	0	0	0	2	11:59
25	Elijah Baker		0/0	0/0	0/0	0	0	0	0	0	0	0	0	0	DNP
31	* LaVar Carter	F	4/7	0/0	2/4	10	2	3	5	2	2	3	8	0	29:42
32	Casey Shumate		2/4	0/0	2/2	6	2	2	4	0	1	1	0	0	15:13
33	* Mike Bush	G	7/10	0/2	5/6	19	4	6	10	2	1	4	0	3	26:35
40	Scott Greer		0/0	0/0	0/0	0	0	0	0	0	0	0	0	0	DNP
44	* Greg Ballard	F	4/5	0/0	0/2	8	2	6	8	3	1	2	2	0	26:28
50	Wes Petkovsek		0/0	0/0	0/0	0	0	0	0	0	0	0	0	0	DNP
20	Antjuan Hackley		0/0	0/0	0/0	0	0	0	0	0	0	0	0	0	DNP
Team							2	1	3						
Totals			23/45	0/8	23/29	69	14	25	39	9	9	20	10	6	160

Total FG	1st Half	14/27	51.9%	2nd Half	9/18	50.0%	Game	23/45	51.1%
3 PT FG	1st Half	0/4	0.00%	2nd Half	0/4	0.00%	Game	0/8	0.00%
Free Throws	1st Half	5/6	83.3%	2nd Half	18/23	78.3%	Game	23/29	79.3%

Home: Christian County Colonels															
##	Name	P	FG	3 Pt	FT	PTS	ORB	DRB	TR	PF	AST	TO	BS	ST	MIN
5	Ryan Isom		2/6	0/3	0/0	4	2	0	2	5	1	1	0	1	18:22
11	* Darius Anderson	G	4/7	0/2	0/0	8	1	1	2	2	4	2	0	3	19:00
13	Michael Whitlock		0/0	0/0	0/0	0	0	0	0	0	0	0	0	0	DNP
15	* Brandon Oldham	G	5/16	3/8	0/0	13	1	1	2	3	3	2	0	0	26:50
23	* Kevin Taylor	G	5/16	1/2	0/0	11	4	1	5	2	0	4	0	2	27:49
25	Jay Carner		0/0	0/0	0/0	0	0	0	0	0	0	0	0	0	0:16
31	* Antoine Sanchez	F	1/4	0/0	0/0	2	1	1	2	2	0	2	1	1	16:37
35	C.J. Brewer		1/1	1/1	0/0	3	0	2	2	3	0	0	0	0	15:00
43	* Eric Davie	F	6/16	4/8	4/4	20	1	3	4	1	1	2	2	1	31:33
45	Decoreo Edwards		0/0	0/0	0/0	0	0	0	0	0	0	0	0	0	DNP
51	Keith Burris		0/0	0/0	0/0	0	0	0	0	0	0	0	0	0	DNP
53	Brandon Bailey		0/0	0/0	0/0	0	0	0	0	0	0	0	0	0	0:11
55	Matt Francis		0/0	0/0	0/0	0	0	0	0	0	0	0	0	0	4:22
Team							4	2	6						
Totals			24/66	9/24	4/4	61	14	11	25	18	9	13	3	8	160

Total FG	1st Half	12/35	34.3%	2nd Half	12/31	38.7%	Game	24/66	36.4%
3 PT FG	1st Half	6/16	37.5%	2nd Half	3/8	37.5%	Game	9/24	37.5%
Free Throws	1st Half	2/2	100%	2nd Half	2/2	100%	Game	4/4	100%

	Male	ChrCo		Male	ChrCo		Male	ChrCo
Free Throw Pts	23	4	3Pt Points	0	27	Pts/Possession	0.78	0.69
Pts off Turnovers	10	24	2nd Chance Points	16	10	Pts off Bench	8	7
Total Rebounds	39	25	Team Rebounds	3	6	Dead Ball Reb	4	2
Off Rebound %	56.0	35.9	Def Rebound %	64.1	44.0	Total Rebound %	60.9	39.1

Technical Fouls: Male None, ChrCo None
 Officials: Tommy Hutton, John Chamberlain, Charlie Chappie

	Qtr 1	Qtr 2	Qtr 3	Qtr 4	OT 1	OT 2	OT 3	OT 4	Total
Male Bulldogs	16	17	16	20	0	0	0	0	69
Christian County Colonels	14	18	17	12	0	0	0	0	61

2002 KHSAA BOYS' SWEET 16 - Play by Play Report - Period: 1 (pg 1)
Christian County Colonels vs. Male Bulldogs
 Date: 03/13/2002 Time: 7:00 pm Site: Rupp Arena-Lexington, KY Attendance:

Name	Action	Action	Score	Clock	Diff	Name	Action	Action
11 D Anderson	Start Game					10 A Burks	Start Game	
15 B Oldham	Start Game					11 J Mathies	Start Game	
23 K Taylor	Start Game					31 L Carter	Start Game	
31 A Sanchez	Start Game					33 M Bush	Start Game	
43 E Davie	Start Game					44 G Ballard	Start Game	
E Davie	Jump Ball Loss			1 7:59		L Carter	Jump Ball Win	
A Sanchez	FG Attempt	ChrCo Off Reb	0-2	1 7:35	-2	G Ballard	FG Made	
D Anderson	3Pt Attempt			1 7:29		G Ballard	Block	
				1 7:21		J Mathies	Def Rebound	
B Oldham	3Pt Attempt		0-4	1 7:07	-4	M Bush	Layup Made	L Carter Assist
				1 6:48		J Mathies	Def Rebound	
K Taylor	Layup Att			1 6:42		J Mathies	Turnover	(Fumble)
				1 6:37		L Carter	Block	M Bush Def Reb
				1 6:28		M Bush	3Pt Attempt	J Mathies Off Reb
			0-6	1 6:25	-6	A Burks	FG Made	J Mathies Assist
E Davie	FG Made			1 6:11		L Carter	Personal Foul	
E Davie	Block		2-6	1 5:54	-4			
				1 5:15		L Carter	FG Attempt	G Ballard Off Reb
B Oldham	3Pt Made	D Anderson Assist	2-8	1 5:11	-6	G Ballard	Putback Made	
			5-8	1 4:42	-3			
				1 4:29		L Carter	Turnover	
K Taylor	Steal			1 4:28				
B Oldham	Layup Made	D Anderson Assist	7-8	1 4:24	-1			
E Davie	Personal Foul			1 4:11				
C Brewer	Enter Game	for A Sanchez		1 4:11				
R Isom	Enter Game	for D Anderson		1 4:11				
B Oldham	Def Rebound			1 4:04		A Burks	3Pt Attempt	
B Oldham	Layup Att			1 3:56		G Ballard	Def Rebound	
				1 3:43		A Burks	FG Attempt	Male Off Reb
			7-10	1 3:36	-3	L Carter	FG Made	
R Isom	3Pt Attempt			1 3:25		L Carter	Block	M Bush Def Reb
				1 3:16		M Bush	Turnover	
K Taylor	Steal			1 3:16				
E Davie	3Pt Attempt			1 3:05		G Ballard	Def Rebound	
				1 2:46	-5	M Bush	FG Made	
K Taylor	FG Attempt		7-12	1 2:33		L Carter	Block	J Mathies Def Reb
B Oldham	Personal Foul			1 2:28				
M Francis	Enter Game	for K Taylor		1 2:28				
				1 2:28		C Shumate	Enter Game	for M Bush
				1 2:28	-6	J Mathies	FT Made	
				1 2:28	-7	J Mathies	FT Made	
				1 2:28				
E Davie	Turnover			1 1:56				
				1 1:47		J Mathies	FG Attempt	G Ballard Off Reb
				1 1:43	-9	G Ballard	Putback Made	
R Isom	Layup Made			1 1:31	-7			
				1 1:13		L Carter	Turnover	(Bad Pass)
D Anderson	Enter Game	for B Oldham		1 1:13				
				1 1:13		S McKinney	Enter Game	for A Burks
E Davie	3Pt Made	D Anderson Assist	12-16	1 0:58	-4			
C Brewer	Def Rebound			1 0:35		J Mathies	3Pt Attempt	
E Davie	FG Attempt	E Davie Off Reb		1 0:18		G Ballard	Block	
				1 0:11		G Ballard	Personal Foul	
R Isom	Leave Game			1 0:11				
B Oldham	Enter Game	for C Brewer		1 0:11				
K Taylor	Enter game			1 0:11				
				1 0:11		M Bush	Enter Game	for G Ballard
E Davie	FT Made		13-16	1 0:11	-3			
E Davie	FT Made		14-16	1 0:11	-2			
B Bailey	Enter Game	for E Davie		1 0:11				

Name	Action	Action	Score	Clock	Diff	Name	Action	Action
End of Period Summary								
			Colonels 7	Bulldogs 16	(9 pts)			
Largest Lead: Colonels 7 Bulldogs 16 (9 pts)						Lead Changes: 0 Ties: 0		
Lead in Period: Colonels 7 Bulldogs 16 (9 pts)						Lead Changes: 0 Ties: 0 (this period)		
1 for 2 oppo pts						4 for 5 oppo pts		
2 for 2 pts						4 for 6 pts		
5/14 for 35.7 %						7/13 for 53.8 %		
2/2 for 100 %						2/2 for 100 %		
			Turnovers					
			2nd Chances					
			Field Goals					
			Free Throws					

2002 KHSAA BOYS' SWEET 16 - Play by Play Report - Period: 2 (pg 1)
Christian County Colonels vs. Male Bulldogs
Date: 03/13/2002 Time: 7:00 pm Site: Rupp Arena-Lexington, KY Attendance:

Name	Action	Action	Score	Clock	Diff	Name	Action	Action
D Anderson	Leave Game			2 8:00				
B Oldham	Leave Game			2 8:00				
K Taylor	Leave Game			2 8:00				
B Bailey	Leave Game			2 8:00				
D Anderson	Enter Game	for M Francis		2 8:00				
B Oldham	Enter game			2 8:00				
K Taylor	Enter game			2 8:00				
A Sanchez	Enter game			2 8:00				
E Davie	Enter game			2 8:00				
E Davie	Turnover	(Bad Pass)	14-18	2 7:48	-4	J Mathies	FG Made	
				2 7:31				
				2 7:29		S McKinney	Steal	
E Davie	3Pt Attempt	A Sanchez Off Reb	14-20	2 7:27	-6	J Mathies	Layup Made	
B Oldham	3Pt Attempt			2 7:08				
K Taylor	Personal Foul			2 7:04		S McKinney	Def Rebound	
				2 6:55				
				2 6:55		A Burks	Enter Game	for S McKinney
			14-21	2 6:55	-7	C Shumate	FT Made	
			14-22	2 6:55	-8	C Shumate	FT Made	
D Anderson	FG Attempt			2 6:46		A Burks	Def Rebound	
				2 6:38		J Mathies	Turnover	(Traveling)
B Oldham	FG Attempt			2 6:32		L Carter	Def Rebound	
			14-24	2 6:12	-10	L Carter	FG Made	A Burks Assist
A Sanchez	FG Made		16-24	2 5:51	-8			
R Isom	Enter Game	for D Anderson		2 5:30				
				2 5:30		J Mathies	Leave Game	
				2 5:30		S McKinney	Enter Game	for L Carter
				2 5:30		G Ballard	Enter game	
A Sanchez	Block			2 5:22		G Ballard	FG Attempt	M Bush Off Reb
			16-26	2 5:18	-10	M Bush	Putback Made	
E Davie	FG Attempt	B Oldham Off Reb		2 5:10				
B Oldham	FG Attempt	R Isom Off Reb		2 5:06				
K Taylor	FG Attempt	ChrCo Off Reb		2 4:54				
E Davie	3Pt Made		19-26	2 4:49	-7			
			19-28	2 4:34	-9	C Shumate	FG Made	G Ballard Assist
K Taylor	FG Made		21-28	2 4:21	-7			
				2 4:10		S McKinney	Layup Att	M Bush Off Reb
A Sanchez	Def Rebound			2 4:09		M Bush	Putback Att	
A Sanchez	FG Attempt			2 4:01		C Shumate	Def Rebound	
			21-30	2 3:47	-9	M Bush	FG Made	
R Isom	3Pt Attempt	R Isom Off Reb		2 3:23				
				2 3:12		L Carter	Enter Game	for M Bush
C Brewer	Enter Game	for A Sanchez		2 3:12				
				2 3:12		J Mathies	Enter Game	for S McKinney
B Oldham	3Pt Made	R Isom Assist	24-30	2 3:05	-6			
				2 2:52				
				2 2:48		J Mathies	Turnover	(Bad Pass)
R Isom	Steal			2 2:46				
				2 2:45		A Burks	Personal Foul	
K Taylor	3Pt Attempt			2 2:40		C Shumate	Def Rebound	
R Isom	Personal Foul			2 2:33				
				2 2:16		A Burks	3Pt Attempt	L Carter Off Reb
E Davie	Def Rebound			2 2:14		L Carter	Putback Att	
E Davie	3Pt Made	B Oldham Assist	27-30	2 2:05	-3			
				2 1:58		J Mathies	Turnover	(Fumble)
				2 1:58		M Bush	Enter Game	for J Mathies
R Isom	FG Made		29-30	2 1:45	-1			
				2 1:35		C Shumate	FG Attempt	M Bush Off Reb
C Brewer	Personal Foul			2 1:31				
				2 1:31		S McKinney	Enter Game	for A Burks
				2 1:31		M Bush	FT Attempt	Male Deadball Reb

2002 KHSAA BOYS' SWEET 16 - Play by Play Report - Period: 2 (pg 2)
Christian County Colonels vs. Male Bulldogs
Date: 03/13/2002 Time: 7:00 pm Site: Rupp Arena-Lexington, KY Attendance:

Name	Action	Action	Score	Clock	Diff	Name	Action	Action
B Oldham	FG Attempt	K Taylor Off Reb	29-31	2 1:31	-2	M Bush	FT Made	
K Taylor	Putback Att	ChrCo Off Reb		2 1:22				
B Oldham	3Pt Attempt	K Taylor Off Reb		2 1:21		L Carter	Block	
K Taylor	Turnover	(Violation)		2 1:04				
ChrCo	Def Rebound			2 0:51		C Shumate	FG Attempt	
B Oldham	3Pt Attempt			2 0:28		Male	Def Rebound	
				2 0:23		J Mathies	Enter Game	for S McKinney
			29-33	2 0:08	-4	M Bush	Dunk Made	
C Brewer	3Pt Made		32-33	2 0:01	-1			

End of Period Summary Colonels 32 Bulldogs 33

Largest Lead: Colonels 14 Bulldogs 24 (10 pts)

Lead in Period: Colonels 14 Bulldogs 24 (10 pts)

2 for 2 oppo pts

8 for 6 pts

7/21 for 33.3 %

0/0 for 0.00 %

Turnovers

2nd Chances

Field Goals

Free Throws

Lead Changes: 0 Ties: 0

Lead Changes: 0 Ties: 0 (this period)

3 for 2 oppo pts

4 for 3 pts

7/14 for 50.0 %

3/4 for 75.0 %

2002 KHSAA BOYS' SWEET 16 - Game Box Score

Christian County Colonels vs. Male Bulldogs

Date: 03/13/2002 Time: 7:00 pm Site: Rupp Arena-Lexington, KY Attendance: Unknown

Visitors: Male Bulldogs															
##	Name	P	FG	3 Pt	FT	PTS	ORB	DRB	TR	PF	AST	TO	BS	ST	MIN
3	Matt Stanley		0/0	0/0	0/0	0	0	0	0	0	0	0	0	0	DNP
10	* Adam Burks	G	1/4	0/2	0/0	2	0	1	1	1	1	0	0	0	12:11
11	* Johnny Mathies	G	2/4	0/1	2/2	6	1	3	4	0	1	4	0	0	12:07
21	Alex Gravelle		0/0	0/0	0/0	0	0	0	0	0	0	0	0	0	DNP
22	Nick Theilen		0/0	0/0	0/0	0	0	0	0	0	0	0	0	0	DNP
23	Stephen McKinney		0/1	0/0	0/0	0	0	1	1	0	0	0	0	1	5:44
25	Elijah Baker		0/0	0/0	0/0	0	0	0	0	0	0	0	0	0	DNP
31	* LaVar Carter	F	2/4	0/0	0/0	4	1	1	2	1	1	2	4	0	13:42
32	Casey Shumate		1/3	0/0	2/2	4	0	2	2	0	0	0	0	0	10:28
33	* Mike Bush	G	5/7	0/1	1/2	11	3	2	5	0	0	1	0	0	12:29
40	Scott Greer		0/0	0/0	0/0	0	0	0	0	0	0	0	0	0	DNP
44	* Greg Ballard	F	3/4	0/0	0/0	6	2	2	4	1	1	0	2	0	13:19
50	Wes Petkovsek		0/0	0/0	0/0	0	0	0	0	0	0	0	0	0	DNP
20	Antjuan Hackley		0/0	0/0	0/0	0	0	0	0	0	0	0	0	0	DNP
	Team						1	1	2						
	Totals		14/27	0/4	5/6	33	8	13	21	3	4	7	6	1	80

Total FG	1st Half	14/27	51.9%	2nd Half	0/0	0.00%	Game	14/27	51.9%
3 PT FG	1st Half	0/4	0.00%	2nd Half	0/0	0.00%	Game	0/4	0.00%
Free Throws	1st Half	5/6	83.3%	2nd Half	0/0	0.00%	Game	5/6	83.3%

Home: Christian County Colonels															
##	Name	P	FG	3 Pt	FT	PTS	ORB	DRB	TR	PF	AST	TO	BS	ST	MIN
5	Ryan Isom		2/4	0/2	0/0	4	2	0	2	1	1	0	0	1	9:30
11	* Darius Anderson	G	0/2	0/1	0/0	0	0	0	0	0	3	0	0	0	7:32
13	Michael Whitlock		0/0	0/0	0/0	0	0	0	0	0	0	0	0	0	DNP
15	* Brandon Oldham	G	3/11	2/6	0/0	8	1	1	2	1	1	0	0	0	14:58
23	* Kevin Taylor	G	1/6	0/1	0/0	2	2	0	2	1	0	1	0	2	13:43
25	Jay Carner		0/0	0/0	0/0	0	0	0	0	0	0	0	0	0	DNP
31	* Antoine Sanchez	F	1/3	0/0	0/0	2	1	1	2	0	0	0	1	0	8:37
35	C.J. Brewer		1/1	1/1	0/0	3	0	1	1	1	0	0	0	0	7:12
43	* Eric Davie	F	4/8	3/5	2/2	13	1	1	2	1	0	2	1	0	15:49
45	Decoreo Edwards		0/0	0/0	0/0	0	0	0	0	0	0	0	0	0	DNP
51	Keith Burris		0/0	0/0	0/0	0	0	0	0	0	0	0	0	0	DNP
53	Brandon Bailey		0/0	0/0	0/0	0	0	0	0	0	0	0	0	0	0:11
55	Matt Francis		0/0	0/0	0/0	0	0	0	0	0	0	0	0	0	2:28
	Team						3	1	4						
	Totals		12/35	6/16	2/2	32	10	5	15	5	5	3	2	3	80

Total FG	1st Half	12/35	34.3%	2nd Half	0/0	0.00%	Game	12/35	34.3%
3 PT FG	1st Half	6/16	37.5%	2nd Half	0/0	0.00%	Game	6/16	37.5%
Free Throws	1st Half	2/2	100%	2nd Half	0/0	0.00%	Game	2/2	100%

	Male	ChrCo		Male	ChrCo		Male	ChrCo
Free Throw Pts	5	2	3Pt Points	0	18	Pts/Possession	0.75	0.71
Pts off Turnovers	4	7	2nd Chance Points	9	8	Pts off Bench	4	7
Total Rebounds	21	15	Team Rebounds	2	4	Dead Ball Reb	1	0
Off Rebound %	61.5	43.5	Def Rebound %	56.5	38.5	Total Rebound %	58.3	41.7

Technical Fouls: Male None, ChrCo None
 Officials: Tommy Hutton, John Chamberlain, Charlie Chappie

	Qtr 1	Qtr 2	Qtr 3	Qtr 4	OT 1	OT 2	OT 3	OT 4	Total
Male Bulldogs	16	17	0	0	0	0	0	0	33
Christian County Colonels	14	18	0	0	0	0	0	0	32

2002 KHSAA BOYS' SWEET 16 - Play by Play Report - Period: 3 (pg 1)
Christian County Colonels vs. Male Bulldogs
Date: 03/13/2002 Time: 7:00 pm Site: Rupp Arena-Lexington, KY Attendance:

Name	Action	Action	Score	Clock	Diff	Name	Action	Action
R Isom	Leave Game			3 8:00				
B Oldham	Leave Game			3 8:00				
K Taylor	Leave Game			3 8:00				
C Brewer	Leave Game			3 8:00				
E Davie	Leave Game			3 8:00				
				3 8:00		J Mathies	Leave Game	
				3 8:00		L Carter	Leave Game	
				3 8:00		C Shumate	Leave Game	
				3 8:00		M Bush	Leave Game	
				3 8:00		A Burks	Enter Game	for G Ballard
				3 8:00		J Mathies	Enter game	
				3 8:00		L Carter	Enter game	
				3 8:00		M Bush	Enter game	
				3 8:00		G Ballard	Enter game	
B Oldham	Enter game			3 8:00				
A Sanchez	Enter game			3 8:00				
E Davie	Enter game			3 8:00				
D Anderson	Enter game			3 8:00				
K Taylor	Enter game			3 8:00				
K Taylor	Personal Foul		32-34	3 7:40	-2	J Mathies	FT Made	
			32-35	3 7:40	-3	J Mathies	FT Made	
			32-36	3 7:40	-4	J Mathies	FT Made	
K Taylor	FG Attempt			3 7:28		G Ballard	Def Rebound	
				3 7:08		A Burks	3Pt Attempt	Male Off Reb
				3 6:55		A Burks	Turnover	(Bad Pass)
E Davie	FT Made		33-36	3 6:53	-3	M Bush	Personal Foul	
E Davie	FT Made		34-36	3 6:53	-2			
				3 6:41		M Bush	3Pt Attempt	L Carter Off Reb
			34-38	3 6:39	-4	L Carter	Putback Made	
A Sanchez	FG Attempt			3 6:29		L Carter	Block	G Ballard Def Reb
				3 6:10		A Burks	3Pt Attempt	A Burks Off Reb
A Sanchez	Personal Foul		34-39	3 6:06	-5	A Burks	FT Made	
E Davie	Def Rebound			3 6:06		A Burks	FT Attempt	
D Anderson	FG Made		36-39	3 5:56	-3			
			36-41	3 5:48	-5	A Burks	Layup Made	J Mathies Assist
B Oldham	FG Attempt			3 5:37		L Carter	Block	J Mathies Def Reb
				3 5:32		J Mathies	FG Attempt	M Bush Off Reb
			36-43	3 5:29	-7	M Bush	Putback Made	
K Taylor	FG Attempt	ChrCo Off Reb		3 5:18		L Carter	Block	
R Isom	Enter Game	for B Oldham		3 5:16				
				3 5:16		S McKinney	Enter Game	for A Burks
A Sanchez	Turnover			3 5:12				
				3 5:11		M Bush	Steal	
D Anderson	Def Rebound			3 5:05		J Mathies	FG Attempt	
K Taylor	3Pt Made	D Anderson Assist	39-43	3 4:46	-4			
				3 4:37		L Carter	Turnover	
				3 4:20		L Carter	Personal Foul	
D Anderson	FG Made		41-43	3 4:05	-2			
R Isom	Personal Foul			3 3:48				
C Brewer	Enter Game	for A Sanchez		3 3:48				
			41-45	3 3:36	-4	S McKinney	FG Made	
K Taylor	Layup Made		43-45	3 3:26	-2			
				3 3:13		M Bush	Turnover	
K Taylor	Layup Made	E Davie Assist	45-45	3 3:08	(T1)			
				3 2:58		G Ballard	Turnover	(Bad Pass)
D Anderson	3Pt Attempt	K Taylor Off Reb		3 2:47				
K Taylor	FG Made		47-45	3 2:43	+2 (L1)			
				3 2:32		J Mathies	Turnover	
D Anderson	Steal			3 2:31				
E Davie	FG Attempt			3 2:14		M Bush	Def Rebound	
			47-47	3 2:03	(T2)	G Ballard	FG Made	M Bush Assist

2002 KHSAA BOYS' SWEET 16 - Play by Play Report - Period: 3 (pg 2)
Christian County Colonels vs. Male Bulldogs
Date: 03/13/2002 Time: 7:00 pm Site: Rupp Arena-Lexington, KY Attendance:

Name	Action	Action	Score	Clock	Diff	Name	Action	Action
D Anderson	Turnover	(Violation)		3 1:54				
				3 1:54				
				3 1:54		C Shumate	Enter Game	for M Bush
M Francis	Enter Game	for K Taylor		3 1:54				
				3 1:45		L Carter	FG Attempt	C Shumate Off Reb
D Anderson	Personal Foul			3 1:33				
B Oldham	Enter Game	for D Anderson		3 1:33				
				3 1:29		G Ballard	Turnover	(Bad Pass)
E Davie	Steal			3 1:27				
B Oldham	FG Made		49-47	3 1:15	+2			
				3 1:03		J Mathies	Turnover	
R Isom	FG Attempt			3 0:52		G Ballard	Def Rebound	
				3 0:43		S McKinney	FG Attempt	C Shumate Off Reb
			49-49	3 0:38	(T3)	C Shumate	Putback Made	
B Oldham	Turnover			3 0:07				
				3 0:02		J Mathies	Turnover	

End of Period Summary Colonels 49 Bulldogs 49

Largest Lead: Colonels 14 Bulldogs 24 (10 pts)

Lead in Period: Colonels 36 Bulldogs 43 (7 pts)

3 for 0 oppo pts

2 for 2 pts

7/14 for 50.0 %

2/2 for 100 %

**Turnovers
2nd Chances
Field Goals
Free Throws**

Lead Changes: 1 Ties: 3

Lead Changes: 1 Ties: 3 (this period)

8 for 10 oppo pts

6 for 7 pts

6/13 for 46.2 %

4/5 for 80.0 %

2002 KHSAA BOYS' SWEET 16 - Play by Play Report - Period: 4 (pg 1)
Christian County Colonels vs. Male Bulldogs
Date: 03/13/2002 Time: 7:00 pm Site: Rupp Arena-Lexington, KY Attendance:

Name	Action	Action	Score	Clock	Diff	Name	Action	Action
R Isom	Leave Game			4 8:00				
B Oldham	Leave Game			4 8:00				
C Brewer	Leave Game			4 8:00				
E Davie	Leave Game			4 8:00				
K Taylor	Enter Game	for M Francis		4 8:00				
A Sanchez	Enter game			4 8:00				
E Davie	Enter game			4 8:00				
R Isom	Enter game			4 8:00				
B Oldham	Enter game			4 8:00				
R Isom	3Pt Attempt	ChrCo Deadball Reb		4 8:00		M Bush	Enter Game	for G Ballard
				4 7:42				
E Davie	3Pt Made	B Oldham Assist	52-49	4 7:40	+3	M Bush	Personal Foul	
E Davie	Block	ChrCo Def Reb		4 7:27				
E Davie	3Pt Attempt	K Taylor Off Reb		4 7:10		S McKinney	FG Attempt	
K Taylor	Turnover	(Bad Pass)		4 7:07				
				4 7:07		A Burks	Enter Game	for S McKinney
				4 7:07		Male	20 Sec Time Out	
R Isom	Personal Foul			4 6:52				
D Anderson	Enter Game	for R Isom		4 6:52				
			52-50	4 6:52	+2	J Mathies	FT Made	
			52-51	4 6:52	+1	J Mathies	FT Made	
K Taylor	FG Attempt			4 6:27		L Carter	Def Rebound	
			52-53	4 5:50	-1 (L2)	L Carter	FG Made	C Shumate Assist
D Anderson	FG Made		54-53	4 5:30	+1 (L3)			
				4 5:16		C Shumate	Turnover	(Bad Pass)
D Anderson	Steal			4 5:13				
E Davie	Dunk Made	B Oldham Assist	56-53	4 5:12	+3			
ChrCo	20 Sec Time Out			4 5:09				
				4 5:09		G Ballard	Enter Game	for C Shumate
				4 5:05		M Bush	Turnover	
A Sanchez	Steal			4 5:04				
K Taylor	FG Attempt	D Anderson Off Reb		4 5:02				
A Sanchez	Turnover			4 4:46				
				4 4:45		M Bush	Steal	
A Sanchez	Personal Foul			4 4:42				
C Brewer	Enter Game	for A Sanchez		4 4:42				
			56-54	4 4:42	+2	M Bush	FT Made	
			56-55	4 4:42	+1	M Bush	FT Made	
E Davie	3Pt Attempt			4 4:29		M Bush	Def Rebound	
C Brewer	Personal Foul		56-56	4 4:27	(T4)	M Bush	FT Made	
			56-57	4 4:27	-1 (L4)	M Bush	FT Made	
K Taylor	Turnover			4 4:10				
R Isom	Enter Game	for D Anderson		4 4:10				
				4 4:10		Male	Time Out	
C Brewer	Personal Foul			4 3:58				
				4 3:58		L Carter	FT Attempt	Male Deadball Reb
E Davie	Def Rebound			4 3:58		L Carter	FT Attempt	
K Taylor	FG Attempt	ChrCo Deadball Reb		4 3:38				
				4 3:38		J Mathies	Personal Foul	
				4 3:27		G Ballard	Personal Foul	
E Davie	FG Attempt			4 3:13		M Bush	Def Rebound	
				4 3:02		A Burks	3Pt Attempt	
				4 3:00				
K Taylor	Def Rebound			4 2:59				
B Oldham	FG Attempt			4 2:55		G Ballard	Def Rebound	
			56-59	4 2:44	-3	M Bush	Layup Made	J Mathies Assist
ChrCo	20 Sec Time Out			4 2:35				
R Isom	Turnover	(5 Sec Violation)		4 2:19				
D Anderson	Enter Game	for R Isom		4 2:19				
				4 2:10		A Burks	Turnover	

2002 KHSAA BOYS' SWEET 16 - Play by Play Report - Period: 4 (pg 2)
Christian County Colonels vs. Male Bulldogs
Date: 03/13/2002 Time: 7:00 pm Site: Rupp Arena-Lexington, KY Attendance:

Name	Action	Action	Score	Clock	Diff	Name	Action	Action
D Anderson	Steal			4 2:10				
D Anderson	Turnover			4 2:10				
D Anderson	Personal Foul			4 2:10		M Bush	Steal	
C Brewer	Def Rebound			4 2:10		G Ballard	FT Attempt	Male Deadball Reb
K Taylor	FG Attempt			4 1:54		G Ballard	FT Attempt	
				4 1:51		L Carter	Block	J Mathies Def Reb
D Anderson	FG Made		58-59	4 1:47	-1	J Mathies	Turnover	(Traveling)
B Oldham	Personal Foul		58-60	4 1:33	-2	J Mathies	FT Made	
			58-61	4 1:33	-3	J Mathies	FT Made	
E Davie	FG Attempt			4 1:17		M Bush	Def Rebound	
				4 1:11		M Bush	Turnover	(Fumble)
ChrCo	Time Out			4 1:07				
R Isom	Enter Game	for B Oldham		4 1:07				
E Davie	FG Attempt			4 0:42		Male	Def Rebound	(Dead Ball Reb)
R Isom	Personal Foul			4 0:42				
B Oldham	Enter Game	for C Brewer		4 0:42				
			58-62	4 0:42	-4	A Burks	FT Made	
			58-63	4 0:42	-5	A Burks	FT Made	
				4 0:37		G Ballard	Personal Foul	
ChrCo	Time Out			4 0:37				
K Taylor	Turnover	(Bad Pass)		4 0:33				
				4 0:31		J Mathies	Steal	
R Isom	Personal Foul			4 0:30				
A Sanchez	Enter Game	for R Isom		4 0:30				
			58-64	4 0:30	-6	J Mathies	FT Made	
			58-65	4 0:30	-7	J Mathies	FT Made	
B Oldham	3Pt Made		61-65	4 0:23	-4			
ChrCo	Time Out			4 0:22				
J Carner	Enter Game	for D Anderson		4 0:22				
D Anderson	Enter Game	for E Davie		4 0:22				
			61-67	4 0:18	-6	A Burks	Layup Made	L Carter Assist
B Oldham	3Pt Attempt			4 0:10		L Carter	Def Rebound	
B Oldham	Personal Foul			4 0:06				
E Davie	Enter Game	for J Carner		4 0:06				
				4 0:06		S McKinney	Enter Game	for A Burks
			61-68	4 0:06	-7	L Carter	FT Made	
			61-69	4 0:06	-8	L Carter	FT Made	
B Oldham	Turnover			4 0:03				
				4 0:02		S McKinney	Steal	

End of Period Summary Colonels 61 Bulldogs 69

Largest Lead: Colonels 14 Bulldogs 24 (10 pts)

Lead in Period: Colonels 61 Bulldogs 69 (8 pts)

7 for 6 oppo pts

2 for 0 pts

5/17 for 29.4 %

0/0 for 0.00 %

Turnovers

2nd Chances

Field Goals

Free Throws

Lead Changes: 4 Ties: 4

Lead Changes: 3 Ties: 1 (this period)

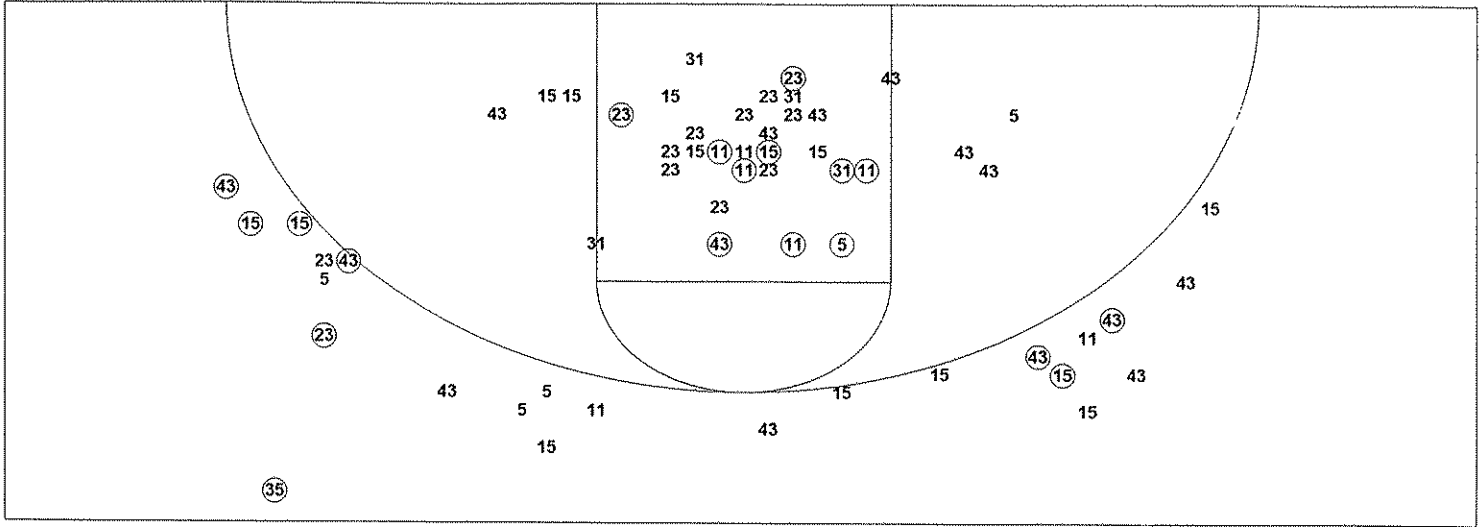
5 for 7 oppo pts

0 for 0 pts

3/5 for 60.0 %

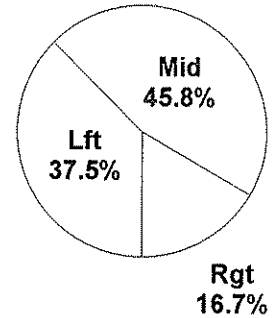
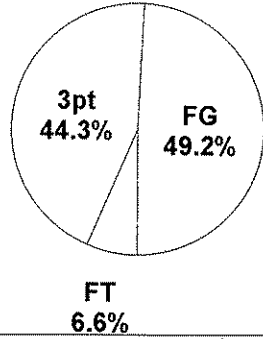
14/18 for 77.8 %

2002 KHSAA BOYS' SWEET 16 - TEAM SHOT CHART for the Christian County Colonels
Christian County Colonels vs. Male Bulldogs
DATE: 03/13/2002 TIME: 7:00 pm SITE: Rupp Arena-Lexington, KY




Shot Summary M/A % PTS Scoring Distribution Scoring Locations

3Pt FG	9/24	37.5%	27
2Pt FG	15/42	35.7%	30
Layups - L	3/3	100.0%	6
Layups - R	1/3	33.3%	2
Dunks	1/1	100.0%	2
Putbacks	0/1	0.0%	0
Overall Shooting	24/66	36.4%	57
Free Throws	4/4	100.0%	4
Total Points			61

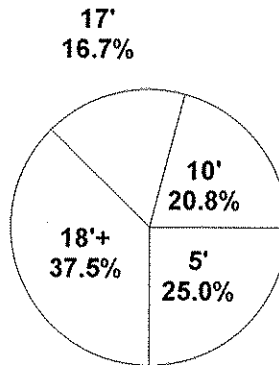


By Period	FG	FGA	FG%	3Pt	3PA	3P%	FT	FTA	FT%	PTS	ORB	DRB	TR	PF	AST	TO	BS	ST	P/S
1st Period	5	14	35.7	2	6	33.3	2	2	100	14	2	2	4	2	3	1	1	2	0.93
2nd Period	7	21	33.3	4	10	40.0	0	0	0.00	18	8	3	11	3	2	2	1	1	0.86
3rd Period	7	14	50.0	1	2	50.0	2	2	100	17	2	2	4	4	2	3	0	2	1.13
4th Period	5	17	29.4	2	6	33.3	0	0	0.00	12	2	4	6	9	2	7	1	3	0.71
Game	24	66	36.4	9	24	37.5	4	4	100	61	14	11	25	18	9	13	3	8	0.90

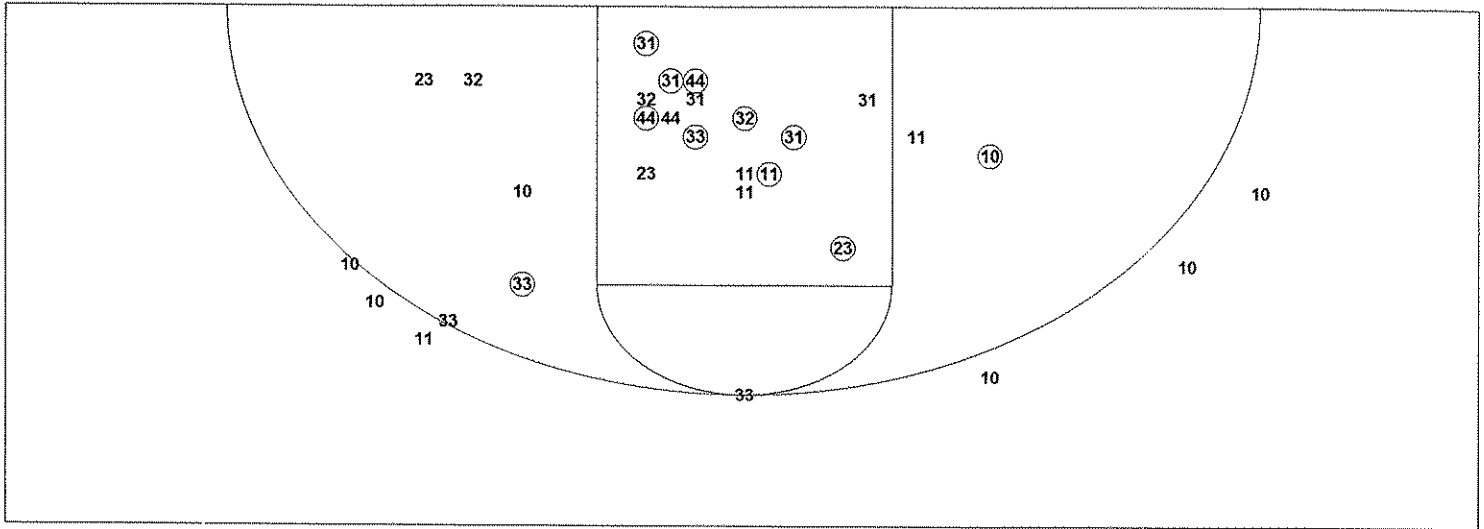
Scoring Breakdown



Scoring Range

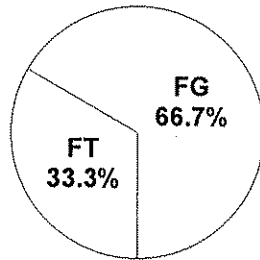


2002 KHSAA BOYS' SWEET 16 - TEAM SHOT CHART for the Male Bulldogs
Christian County Colonels vs. Male Bulldogs
DATE: 03/13/2002 TIME: 7:00 pm SITE: Rupp Arena-Lexington, KY

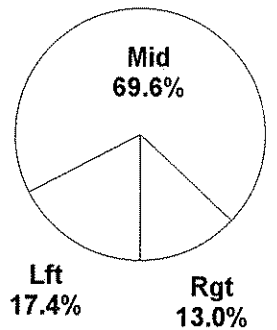


Shot Summary	M/A	%	PTS
3Pt FG	0/8	0.0%	0
2Pt FG	23/37	62.2%	46
Layups - L	3/4	75.0%	6
Layups - R	2/2	100.0%	4
Dunks	1/1	100.0%	2
Putbacks	6/8	75.0%	12
Overall Shooting	23/45	51.1%	46
Free Throws	23/29	79.3%	23
Total Points			69

Scoring Distribution




Scoring Locations



By Period	FG	FGA	FG%	3Pt	3PA	3P%	FT	FTA	FT%	PTS	ORB	DRB	TR	PF	AST	TO	BS	ST	P/S
1st Period	7	13	53.8	0	3	0.00	2	2	100	16	4	7	11	2	2	4	5	0	1.14
2nd Period	7	14	50.0	0	1	0.00	3	4	75.0	17	4	6	10	1	2	3	1	1	1.06
3rd Period	6	13	46.2	0	3	0.00	4	5	80.0	16	6	5	11	2	2	8	3	1	1.07
4th Period	3	5	60.0	0	1	0.00	14	18	77.8	20	0	7	7	4	3	5	1	4	1.43
Game	23	45	51.1	0	8	0.00	23	29	79.3	69	14	25	39	9	9	20	10	6	1.17

Scoring Breakdown



Scoring Range

